

PHANTOM

ENERGY MONITORING

Achieve your sustainability and transparency goals

How ENERGY MONITORING SOLUTION has helped our customers

Turnaround time of energy tracking and reporting decreased considerably



Retail

Identified higher overnight base loads enabling energy conservation



Commercial

17% reduction in the energy consumption of a space by reporting on the anomalous



Residential

13% decrease in the net metering offset by installing in one of the locations

48% energy savings on power back up system using asset analysis

30% Energy wastage
In residential & commercial buildings*

3 Giga ton CO2
Emissions because of energy wastage^

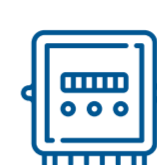
CHALLENGES IN SUSTAINABLE ENERGY MONITORING

Current Energy Monitoring



Traditional Energy Meter

Limited Data, Energy Consumption Reading only when Billed



Smart Meter

No Appliance Level Info, No Alerts or Notifications



Building Automation System

Difficult to integrate, Does Not Fit Into Distributed Space

Energy Loss Due to Lack of Information



Limited Energy Data

No Real-Time Energy Monitoring Available, Decisions Based On Average Monthly Consumption



Operations & Usage Time

Higher Equipment Idle Time, Higher Continuous Base Loads Level

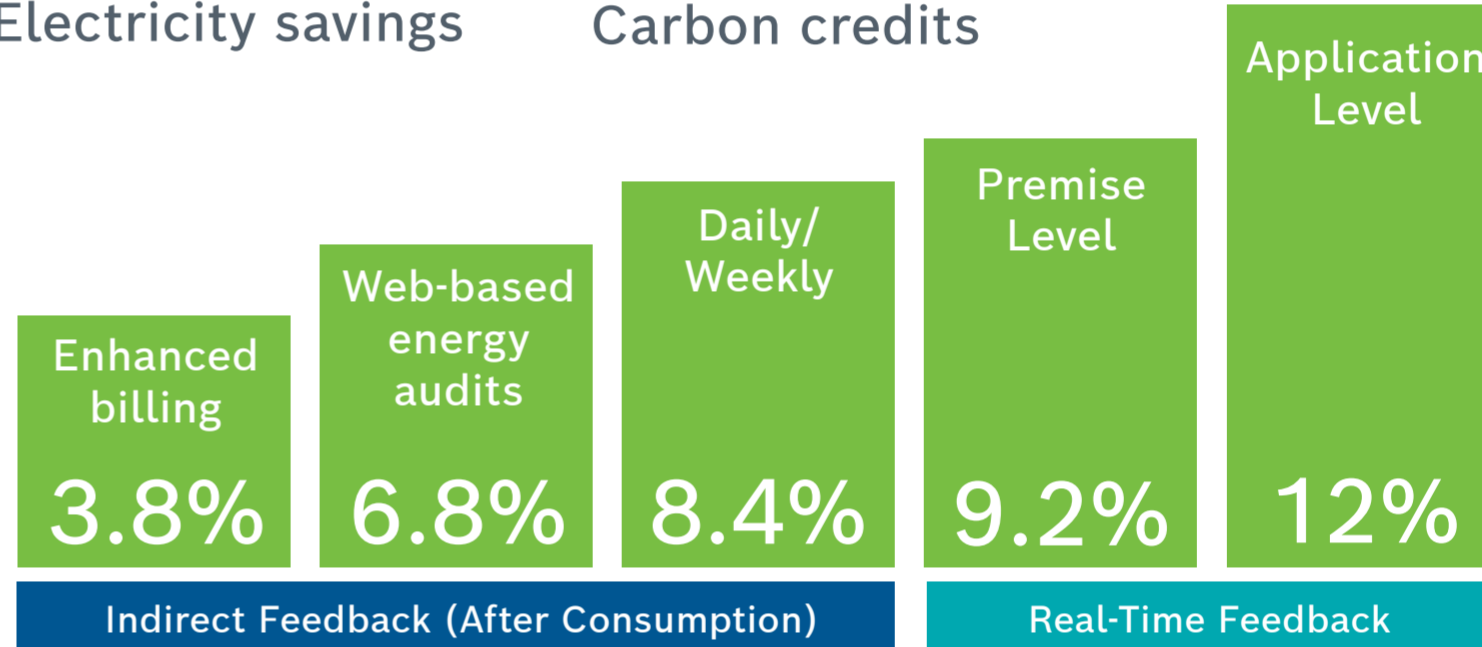


Maintenance & Benchmarking

Poor Visibility on Equipment Health, Lower Power Factor Loads

Potential Annual % Savings

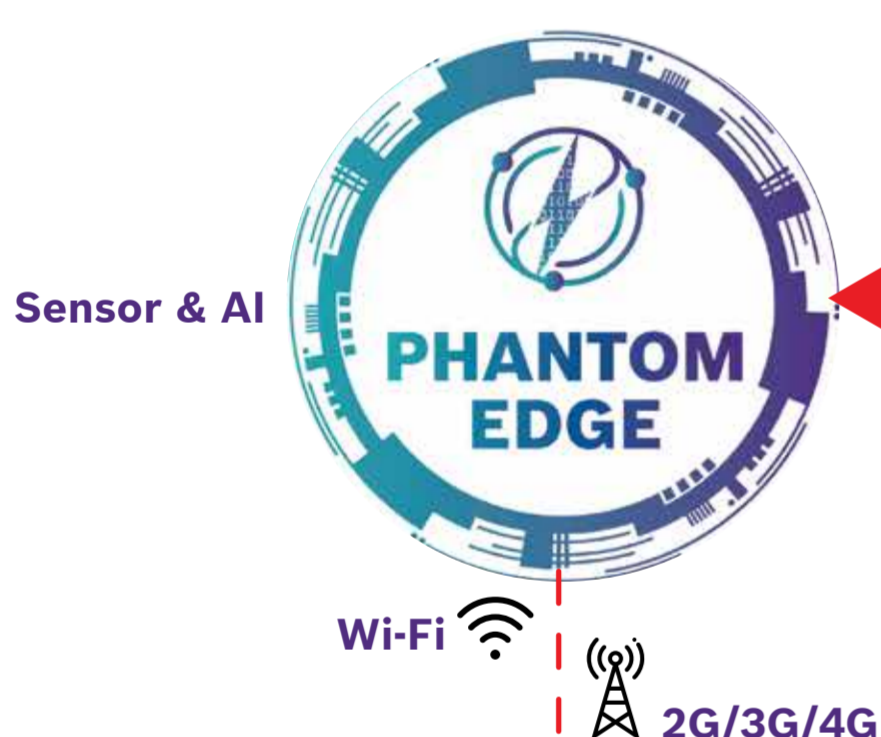
12% = **1.2 GIGA**
Electricity savings Carbon credits



SMART SOLUTIONS WITH REAL-TIME MONITORING

Non-intrusive, AI @ Edge, Real-Time Analytics


Phantom is built as an AIoT platform, which combines the power of Artificial Intelligence and the Internet of Things. It provides real time view of electrical energy consumption, operating usage, electrical parameters, and appliance level information.



Electricity



Electrical Panel



Retail / Residential / Commercial Space

Phantom can "see" **MULTIPLE ASSETS** on a **SINGLE LINE** using an effective **AI ALGORITHM**

Advantages

- Advanced AI algorithms
- Automated reporting & analytical tools
- Enhanced Data
- Scalability
- Cost-Effective

Benefits

Sustainability & Measurement
Unit Level Consumption Visibility, Integrated Multi-Site Status



Operations & Maintenance
Transparency of asset usage in non-operational hours, Asset benchmarking across multiple locations, Reduced Equipment Downtime



Savings
Reduced Power Factor Penalties & Energy consumption in non-operational hours, Alert & Notifications for Behavioral-Based Savings, Effective Tariff Management

CUSTOMER ON-BOARDING JOURNEY

Install and configure the account in 1 day

Collect the data to train AI model for appliance signatures in 2-3 days

Access the portal & configure the key alerts

1 Device Installation & Configuration

2 AI @ Play

3 Go-Live

*www.energystar.gov/ia/partners/publications/pubdocs/c+i_brochure.pdf

^ Buildings: A source of enormous untapped efficiency potential _ IEA

Sensors. Software. Services. All under one roof, you are **Simply. Connected.**

Robert Bosch Engineering and Business Solutions PVT. LTD.
India | USA | Europe | UK | Japan | Middle East | China
For more information, send your enquiries to Connect@in.bosch.com

